





















SEASON 5

Community Buildings

<div> <div>THE WALKING DEAD SURVIVORS</div> <div>SEASON 5 - COMMUNITY BUILDINGS</div> <div>SS</div> </div>					
Name	Level	High Lvl Walker	Low Lvl Walker	Season Prosperity Requirement	Season Prosperity Gain
 Train Yard	21	Lvl 23  x 50	Lvl 21  x 950	 200	 500
 Drive-In Movie Theatre	22	Lvl 24  x 60	Lvl 22  x 1140	 1,600	 1,000
 Shopping Mall	23	Lvl 25  x 70	Lvl 23  x 1330	 4,000	 2,500
 Sports Arena	24	Lvl 26  x 80	Lvl 24  x 1520	 10,000	 4,500
 Amusement Park	25	Lvl 27  x 100	Lvl 25  x 1900	 18,000	 10,000
ORIGIN					

Survivor Camps

<div> <div>THE WALKING DEAD SURVIVORS</div> <div>SEASON 5 - SURVIVOR CAMPS</div> <div>SS</div> </div>			
Level	High Lvl Walker	Low Lvl Walker	Season Prosperity Gain
21	Lvl 20  x 30	Lvl 18  x 240	 50
22	Lvl 21  x 30	Lvl 19  x 320	 50
23	Lvl 22  x 30	Lvl 20  x 400	 50
24	Lvl 23  x 30	Lvl 21  x 480	 50
25	Lvl 24  x 50	Lvl 22  x 600	 50
ORIGIN			